


Verax™ SSL Analyzer



Single-Stream Analysis for Crude, Condensate, Natural Gas Liquids and Refined Products



Verax Single Stream Liquid Analyzer with Flow Cell

Designed for Fast and Accurate Measurement of Liquids

The Verax™ SSL single stream liquid analyzer is built upon the same field proven technology as the Verax CTX. The SSL provides rapid and reliable measurement of key compositional and physical properties for a wide variety of crude, condensate, NGL and refined fuel applications. The unit is highly reliable, requires no consumable materials, requires no sample conditioning, and provides fast measurements with extremely high reproducibility and repeatability. Verax SSL meets or exceeds applicable GPA and ASTM performance requirements for repeatability and reproducibility. Older, less reliable and maintenance intensive technologies can now be replaced with confidence. The unit can be powered by a small solar panel, or standard 120V AC or 24V DC.

Measure in the Pipeline at Operating Pressure and Temperature

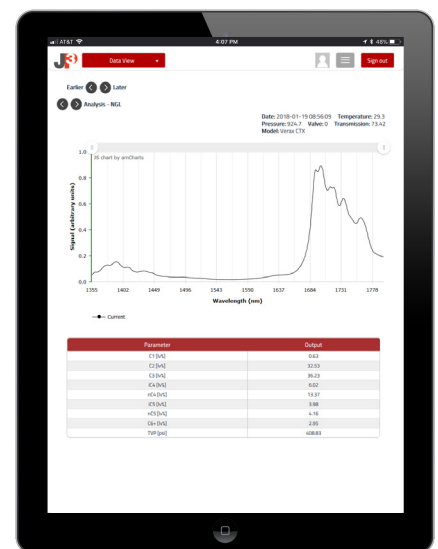
The Verax flow cell is installed directly in the process at operating pressure and temperature and requires no sample conditioning systems. The flow cell may either be directly connected to the analyzer or tethered by a single fiber optic cable, allowing the analyzer to be located away from the process if needed. The Verax SSL supports multiple compositional and physical property analyses. JP3's advanced technology means all Verax analyzers produce no emissions and require no carrier or calibration gases.

Solid State Spectroscopy for Rapid Response Time

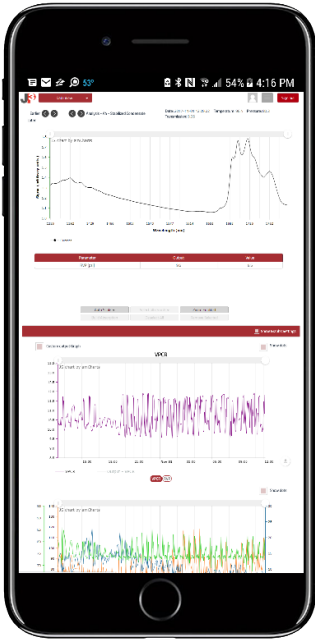
Using patented Near-Infrared (NIR) optical spectroscopy and advanced chemometrics, Verax SSL provides readings in a matter of seconds. No moving parts, no consumables, and no sample conditioning systems means longer life and reduced maintenance costs. Our patented laser source utilizes constant amplitude correction and wavelength calibration to deliver source performance and stability that is unmatched in the industry. Verax analyzers have eliminated analyzer drift and field maintenance, and the need for field calibration is a thing of the past.

Viper Insight Means Data When You Need It and How You Want It

Verax's advanced software and communication capabilities allow easy integration into your plant network. Simply log in to Viper Insight™ via your browser for 24 x 365 real-time information. With Viper Insight technology, even the most remote or unmanned application is now possible and economical. Viper Insight's secure data service application supports laptop, tablet and mobile phone platforms. Near real-time data can be easily accessed from wherever you are. No need to connect to plant systems or third party interfaces to view process performance.



Verax Insight™ Data App



Specifications

Applications

Fluid Streams	Type: Crude, Condensate, NGLs, Refined Products Phase: Liquid Upstream, Midstream, Downstream Applications
Property Analysis	Crude – Vapor Pressure, API Gravity Condensate – Vapor Pressure, API Gravity NGLs – Hydrocarbon Composition, TVP, Others Refined Products – Composition, RVP, Flashpoint, API Gravity
Sample System	None Required
Calibration Gas	None Required
Line Pressure	0-1750 psig
Line Temperature	-10° to 225°F
Line Flow Rate	ΔP between process inlet and return to induce flow
Response Time	< 15 seconds
Detection Method	NIR spectroscopy with inline optical probe

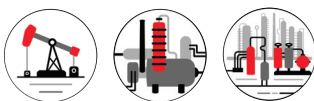
Electrical

Input Power	Solar 12V DC, 24V DC optional; 100-240 VAC optional Max Power Consumption: 100V @ 1.4A 240V @ 0.65A 24V @ 6A
Communications	MODBUS RTU over Serial or TCP (others available upon request)
I/O	(3) AI 4-20mA (1) RTD Input
HMI Display	OPTIONAL – Touchscreen Color Display (480 x 272)

Physical

Enclosure	304 SS NEMA 4X IP 66
Dimensions	Control Panel: 16"W x 16"H x 8"D
Weight	Analyzer Assembly: 50 lbs.
Ambient	-4°F to 131°F. General purpose. No environmental control required; sunshade recommended if >90°F
Classification	Enclosure: Class I / Division 2 A, B, C, D, T4 Class 1 / Zone 2 IIC Certified to UL 61010-1 Certified to CAN/CSA Std C22.2 No. 61010-1 Conforms to ISA 12.12.01 Conforms to CSA/CSA C22.2 No 213 Flow Cell: Intrinsically Safe / Class 1 Div 1

For more information:
sales@jp3measurement.com
 512.537.8450
 4109 Todd Lane, Suite 200
 Austin, Texas 78744
jp3measurement.com



Critical Data. Real Time.

